



LUBE Control

Lube Control Pty Ltd

TRICO

TRICO EXPANSION CHAMBER

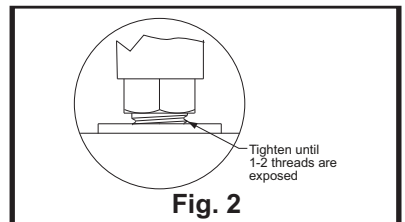
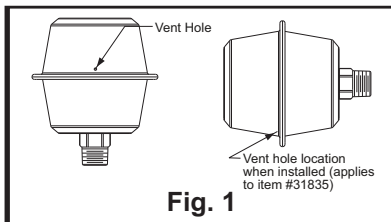
Introduction:

Trico Expansion Chambers are designed to absorb surges and expansion of gases in closed systems. A rolling diaphragm provides a variable volume that, when properly sized, maintains chamber pressure at or near zero PSIG. Expansion chambers also protect the integrity of closed systems by eliminating the exchange of air from the chamber to surrounding atmosphere. Preventing pressure build-up eliminates damage to seals and leakage.

To Install:

Note: In cases where the correct pipe thread size is not available, the use of a pipe thread adapter is necessary. Care must be taken to ensure no leaks are present for proper operation.

1. For best results, expansion chamber should be installed when the equipment is cold and in the horizontal position. For item number 31835, please make sure the vent hole is facing down (Fig. 1).
2. Apply pipe thread sealant on male threads of adapter and install into breather vent on top of the housing.
3. Apply pipe thread sealant on male threads of expansion chamber and install on adapter.
4. Make sure the adapter and expansion chamber are tighten until 1-2 threads are exposed (Fig. 3).





**LUBE
Control**

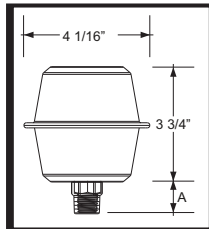
Lube Control Pty Ltd



TRICO EXPANSION CHAMBER

Product Ordering:

CATALOG #	CAPACITY	THREAD SIZE	A
31815	25 cu. in.	3/8" NPT	7/8"
31816	25 cu. in.	1/2" NPT	1"
31817	25 cu. in.	3/4" NPT	1 1/4"
31835*	25 cu. in.	1/2" NPT	1"



*31835 includes a vent hole

Product Specifications:

Maximum Temperature: 375°F

Diaphragm: Viton

Material: Stainless steel

For information or technical assistance on the expansion chamber or any other Trico products please call our toll free number at 800-558-7008 (U.S. only) or call 262-691-9336 and ask for Customer Service.

See Reverse Side For Specific Instructions On Installing The Trico Expansion Chamber.